

Aquaplus

ESDM Series End Suction DIN Motor Pumps



DIN Motor Pumps

**2 Year
Warranty!**

Manufactured to the DIN24255
(EN733) standard

www.aquapluspumps.com.au

The ESDM Series Motor Pumps are robust and reliable DIN Motor pumps, ideal for your building services, irrigation, fire systems and mining applications. All electric motors fully comply with the AS/NZS1359.9 3-Phase cage induction motors Australian Minimum Efficiency levels as standard. Customised high efficiency, mining specifications or hazardous area motors are available on request.

Features

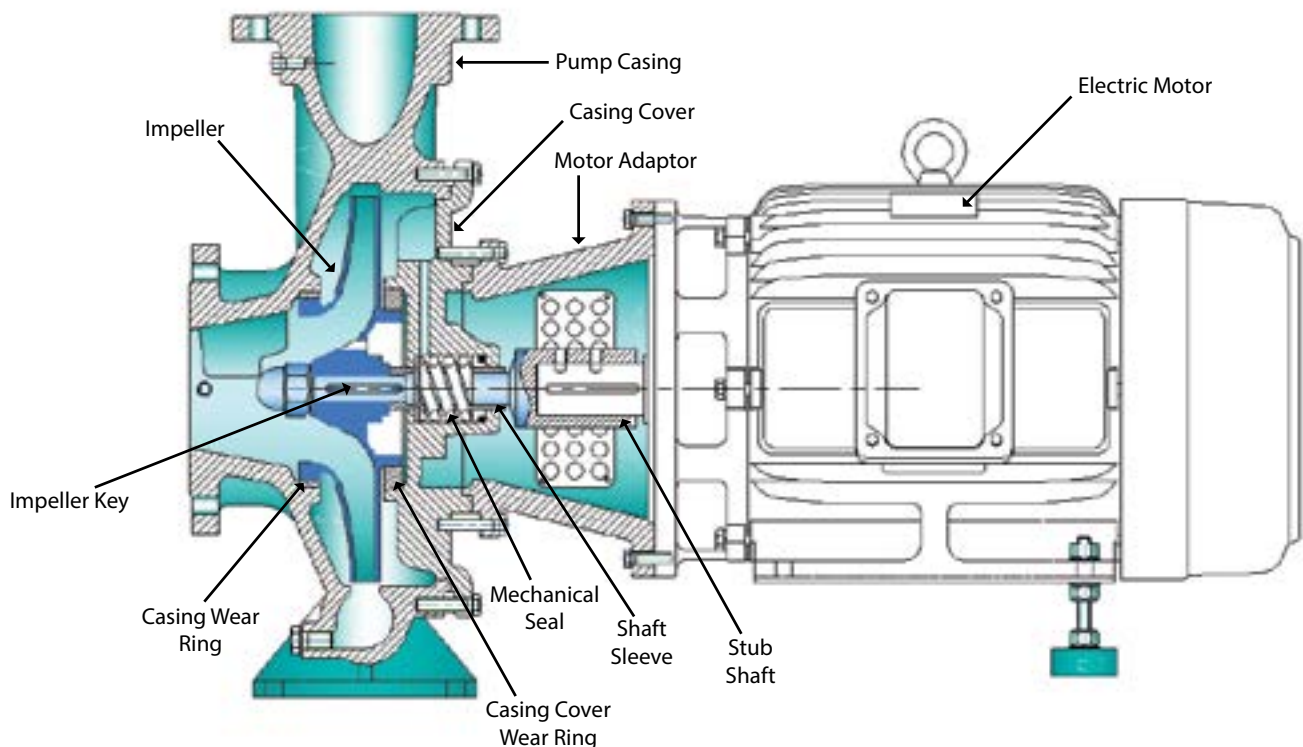
- Double shrouded impeller design
- Back pull-out facility
- Maximum operating pressure 1600kPa dependent on pump model
- Maximum speed varies between 1500 RPM and 3600 RPM dependant on pump size
- Maximum temperature with mechanical shaft sealing arrangement -10°C to 120°C
- Cast metal casing with integrally cast feet
- Re-usable casing o-rings
- Shaft sealing is standard as mechanical seal with stainless steel shaft sleeve
- Replaceable wear rings fitted to all volutes
- Pumps manufactured to the German Standard DIN24255 (EN733)

Applications

- Building Services: condenser water, heating water, chilled water
- Mining: transfer and processing applications
- Irrigation
- Commercial swimming pools
- Fire protection

The Aquaplus DIN range is also available as Bare Shaft Pumps and in Long Coupled configurations

Cutaway



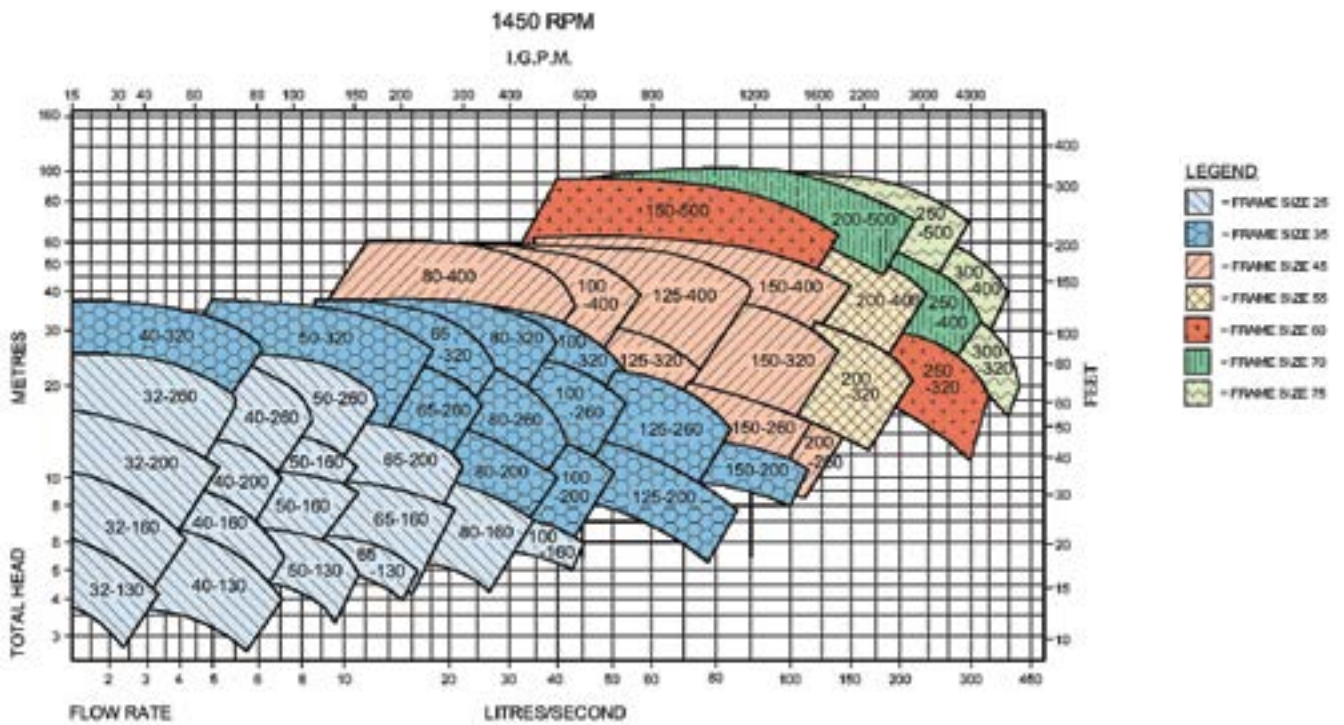
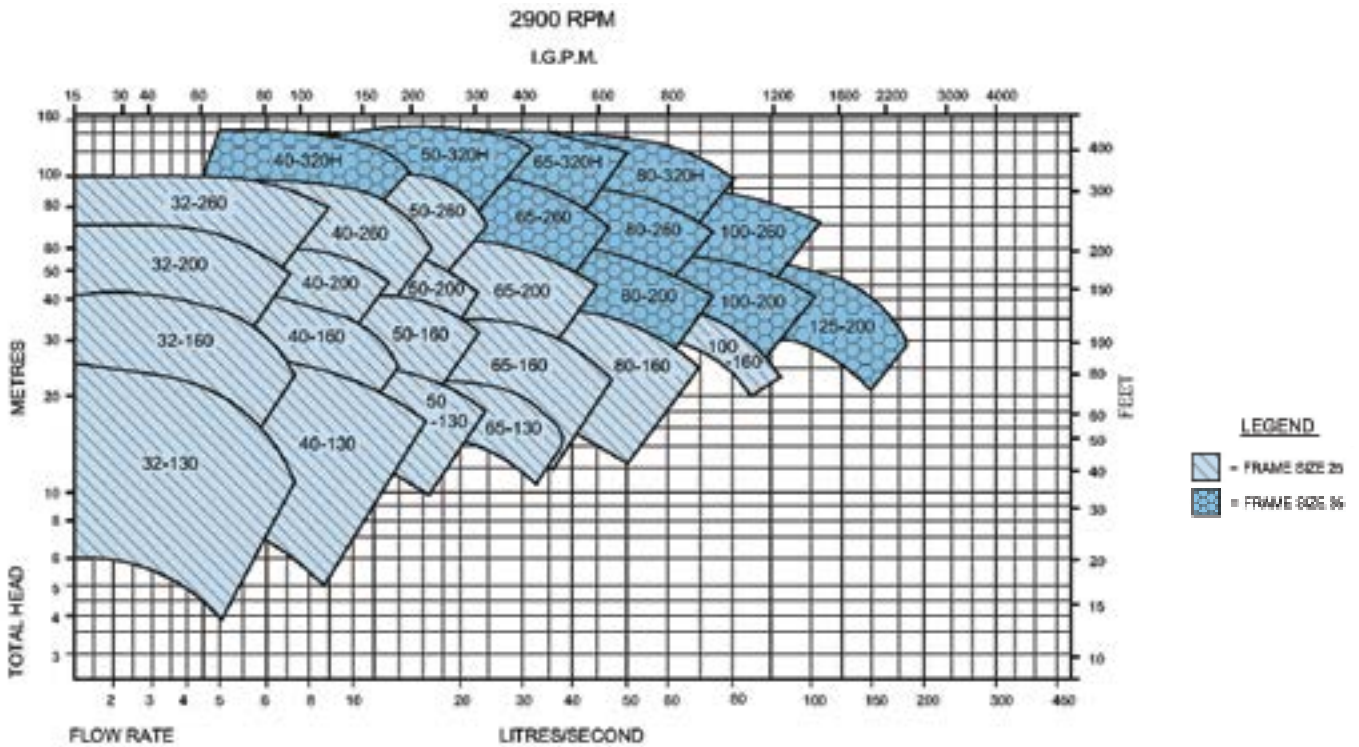
Pump Material Options*

Code	Casing	Impeller	Shaft	Shaft Sleeve	Wear Ring
10	Cast iron AS1830 T220	Bronze (Zinc free) AS1565 C95210	Stainless steel AS1449 GR420	Stainless steel AS1449 316Ti	Bronze (Zinc free) AS1830 T220
50	Cast iron AS1830 T220	Stainless steel AS1449 316Ti	Stainless steel AS1449 GR420	Stainless steel AS1449 316Ti	Cast iron AS1830 T220
52	Cast iron AS1830 T220	Cast iron AS1830 T220	Stainless steel AS1449 GR420	Stainless steel AS1449 316Ti	Cast iron AS1830 T220

*All materials are solid cast, with no body filler, ensuring lasting performance quality.

All content is subject to change without notice.

Performance Curves



Dimensions

For dimensional information please contact Malcolm Thompson Pumps on 1800 733 687.

All content is subject to change without notice.

Aquaplus Product Range

ESDM Series – End Suction DIN (24255) Pumps

ESI Series – End Suction ISO (2585) Pumps

SP Series – Self Priming Pumps

SD Series – Submersible Dewatering Pumps

SS Series – Submersible Sewerage Pumps

ARJ Series – Aerators (Jet)

ARS Series – Aerators (Submersible)

AD Series – Air Diaphragm Pumps

FRM Series – Flexible Rising Main (Borehole Pump Hose)

MS Series – Mechanical Seals (Single Spring & Cartridge)

We are also able to provide Progressive Cavity, Peristaltic Pumps, Split Case Pumps and Magnetic Drive Pumps.

The logo for Aquaplus, featuring the word "Aquaplus" in a stylized blue font with a wave-like underline.

EXCLUSIVELY DISTRIBUTED BY

The logo for Malcolm Thompson Pumps, featuring a blue wave icon to the left of the text "MALCOLM THOMPSON PUMPS".

MALCOLM THOMPSON
PUMPS

1800 733 687

www.mtp.com.au | mtp@mtp.com.au

For information on these products or for any specialised requirements please contact your local Aquaplus distributor or visit our website at www.aquapluspumps.com.au