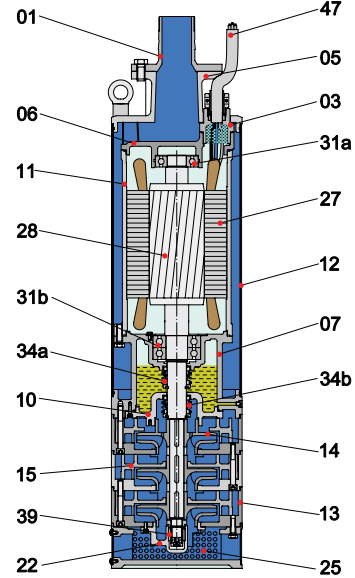
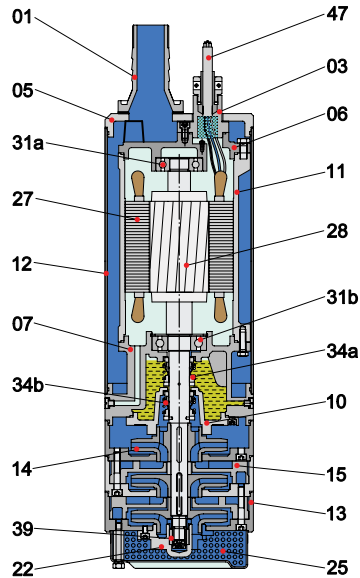


## Dimensions

### SDN Series



Item No.	Part Name	Material	Item No.	Part Name	Material
01	Hose coupling	Cast Iron	22	Seat Assembly	Cast Iron
03	Terminal Box	Cast Iron	25	Strainer	Steel
05	Upper Cover	Cast Iron	27	Stator	
06	Up-Bearing House	Cast Iron	28	Rotor	Shaft: Stainless Steel
07	Bearing House	Cast Iron	31a	Bearing	Ball Bearing
10	Seal Bracket	Cast Iron	31b	Bearing	Ball Bearing
11	Motor Body	Cast Iron	34a	Mechanical Seal	Sic-Sic
12	Outer Casing	Stainless Steel	34b	Mechanical Seal	Sic-Sic (≤ 9.2kW)
13	Pump Casing	Cast Iron			Sic-Sic (≥ 11kW)
14	Impeller	Cast Iron	38	Shaft Sleeve	NBR & Steel
15	Diffuser	Cast Iron	47	Cable	

### Dual purpose water outlet joint

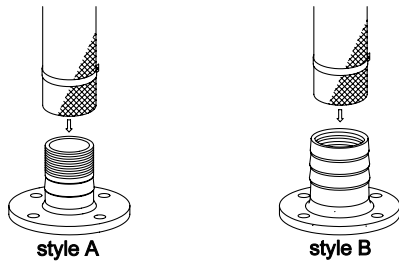


diagram of use hose

Outlet D	Style	Hose I.D.	Steel pipe		
			G	Transition joint	Nominal pipe diameter
50	A	50	G1½"	G1½" → G2"	50
65	A	65	G2"	G2" → G2½"	65
80	A	80	G2½"	G2½" → G3"	80
100	B	100	G3"	G3" → G4"	100

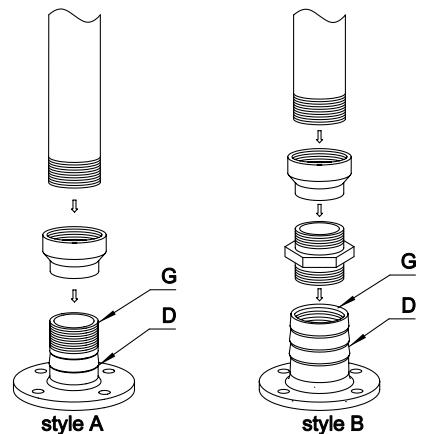
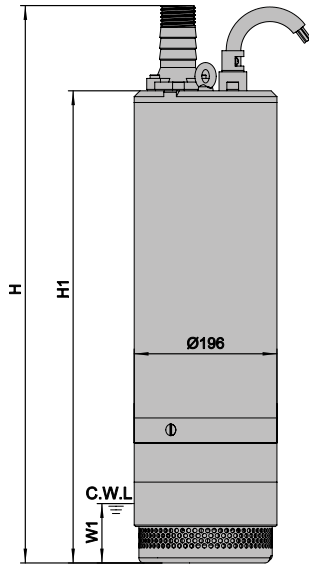


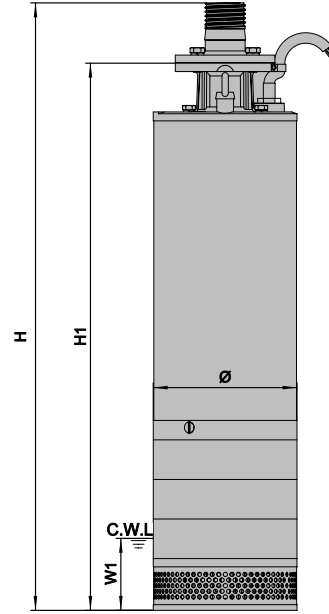
diagram of use steel pipe

## Dimensions

### SDN Series



C.W.L.:Continuous running water level



C.W.L.:Continuous running water level

50Hz	Dimension				Weight G.W Kg	Packing Dimension mm
	Ø	H1	H	W1		
Model	mm	mm	mm	mm		
SDN-50-52-2.2T2-2-C	Ø196	555	670	80	57	750x230x285
SDN-65-52-2.2T2-1-C	Ø196	515	630	80	51	720x230x285
SDN-50-52-3.0T2-3-C	Ø196	600	715	80	66	795x230x285
SDN-65-52-3.0T2-2-C	Ø196	570	685	80	61	765x230x285
SDN-50-52-4.0T2-3-C	Ø196	635	750	80	72	830x230x285
SDN-65-52-4.0T2-2-C	Ø196	600	715	80	68	800x230x285
SDN-50-52-5.5T2-3-C	Ø196	680	795	80	80	875x230x285
SDN-65-52-5.5T2-3-C	Ø196	705	820	80	84	900x230x285
SDN-65-52-7.5T2-4-C	Ø196	825	940	80	98	995x235x285
SDN-65-52-9.2T2-5-C	Ø196	910	1025	80	113	1080x235x315
SDN-65-52-11T2-3-C	Ø274	895	1010	130	189	1065x305x395
SDN-80-52-11T2-2-C	Ø274	901	1016	130	187	1075x305x395
SDN-65-52-15T2-4-C	Ø274	992	1107	130	222	1175x305x395
SDN-80-52-15T2-3-C	Ø274	1022	1137	130	218	1205x305x395
SDN-100-52-15T2-2-C	Ø274	946	1061	130	201	1125x305x395
SDN-150-52-15T2-2-C	Ø274	989	1130	130	211	1175x305x395
SDN-65-52-18.5T2-5-C	Ø274	1066	1181	130	250	1245x305x425
SDN-80-52-18.5T2-3-C	Ø274	1042	1157	130	237	1225x305x425
SDN-100-52-18.5T2-2-C	Ø274	966	1081	130	216	1145x305x425
SDN-150-52-18.5T2-2-C	Ø274	1009	1150	130	230	1195x305x425
SDN-65-52-22T2-6-C	Ø274	1193	1308	130	282	1385x305x425
SDN-80-52-22T2-4-C	Ø274	1193	1308	130	241	1385x305x425
SDN-80-52-25T2-4-C	Ø274	1193	1308	130	283	1385x305x425
SDN-100-52-25T2-3-C	Ø274	1117	1232	130	277	1305x305x425
SDN-150-52-25T2-3-C	Ø274	1178	1319	130	274	1365x305x425
SDN-80-52-30T2-5-C	Ø274	1320	1435	130	324	1520x305x425
SDN-150-52-30T2-3-C	Ø274	1228	1369	130	295	1415x305x425
SDN-150-52-37T2-2-C	Ø350	1120	1301	175	428	1425x420x615
SDN-150-52-45T2-2-C	Ø350	1185	1366	175	468	1490x420x615
SDN-150-52-55T2-2-C	Ø380	1198	1379	175	555	1495x450x655
SDN-150-52-75T2-3-C	Ø380	1406	1587	175	658	1715x450x655

60Hz	Dimension				Weight G.W Kg	Packing Dimension mm
	Ø	H1	H	W1		
Model	mm	mm	mm	mm		
SDN-50-52-2.2T2-2-C	Ø196	555	670	80	57	750x230x285
SDN-65-52-2.2T2-1-C	Ø196	515	630	80	51	720x230x285
QXN10/2-3	Ø196	553	668	80	60	750x230x285
QXN12.5/2-4	Ø196	588	703	80	65	785x230x285
SDN-65-52-4.0T2-2-C	Ø196	600	715	80	68	800x230x285
QXN15/2-5.5	Ø196	633	748	80	74	830x230x285
QXN25/2-5.5	Ø196	650	765	80	77	845x230x285
QXN25/3/7.5	Ø196	770	885	80	93	965x230x285
QXN25/3-9.3	Ø196	800	915	80	100	995x230x285
SDN-65-52-11T2-2-C	Ø274	841	956	130	174	1040x305x395
SDN-80-52-11T2-2-C	Ø274	901	1016	130	187	1105x305x395
SDN-65-52-15T2-3-C	Ø274	938	1053	130	207	1150x305x395
SDN-80-52-15T2-2-C	Ø274	946	1061	130	199	1160x305x395
SDN-80-52-18.5T2-2-C	Ø274	966	1081	130	218	1180x305x405
SDN-65-52-22T2-4-C	Ø274	1085	1200	130	253	1305x305x405
SDN-80-52-22T2-3-C	Ø274	1117	1232	130	222	1340x305x405